


[Click Here](#) to view this article as a **PDF**.

Author: Kristenson, Joel

Last Updated: 2016-09-16

Overview

This article doesn't cover every option you have for donation [iFrame forms](#). It specifically goes through adding your own **custom amounts**, adding **descriptions** next to the amounts, and how to **remove** amounts from the form. *You'll need to have a merchant gateway account setup and configured in your database prior to going through these steps, [here are the ones](#) that integrate with **Trail Blazer**.*

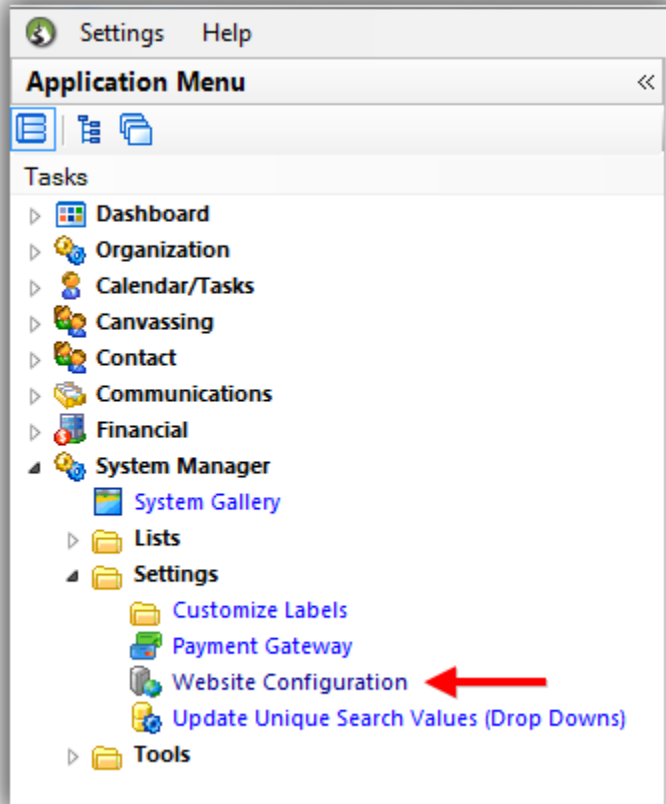
 **Tip:** Contact our support department for **help styling the css** for your donation form. As of the time this article was written it requires we modify the styling internally. We can help to change things like the color of the banner on the form to match your website's color scheme, among other things. [Here's an example](#) from our political demo site.

Steps

Note: *This article requires you have system [administrative access](#) to the database.*

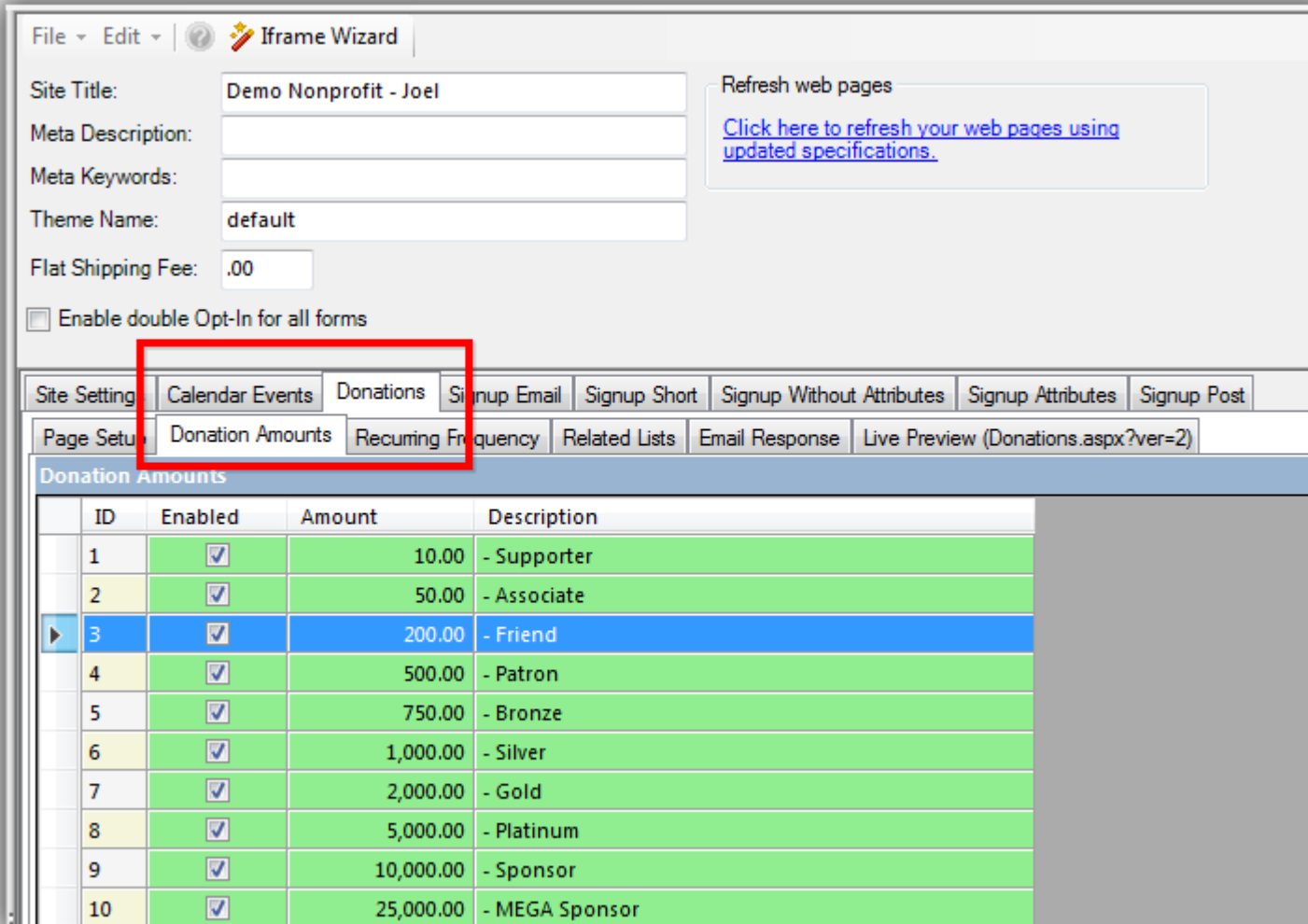
Navigate to **Website Configuration** by following **Application Menu > System Manager > Settings > Website Configuration**

Modify your Donation Form: Change Amounts/Add Descriptions/Add & Remove which Amounts Display



Click on the **Donations** tab and the **Donation Amounts** sub-tab.

Modify your Donation Form: Change Amounts/Add Descriptions/Add & Remove which Amounts Display



File Edit Iframe Wizard

Site Title: Demo Nonprofit - Joel

Meta Description:

Meta Keywords:

Theme Name: default

Flat Shipping Fee: .00

Enable double Opt-In for all forms

Refresh web pages
[Click here to refresh your web pages using updated specifications.](#)

Site Setting | **Calendar Events** | Donations | Signup Email | Signup Short | Signup Without Attributes | Signup Attributes | Signup Post

Page Setup | **Donation Amounts** | Recuring Frequency | Related Lists | Email Response | Live Preview (Donations.aspx?ver=2)

Donation Amounts

ID	Enabled	Amount	Description
1	<input checked="" type="checkbox"/>	10.00	- Supporter
2	<input checked="" type="checkbox"/>	50.00	- Associate
3	<input checked="" type="checkbox"/>	200.00	- Friend
4	<input checked="" type="checkbox"/>	500.00	- Patron
5	<input checked="" type="checkbox"/>	750.00	- Bronze
6	<input checked="" type="checkbox"/>	1,000.00	- Silver
7	<input checked="" type="checkbox"/>	2,000.00	- Gold
8	<input checked="" type="checkbox"/>	5,000.00	- Platinum
9	<input checked="" type="checkbox"/>	10,000.00	- Sponsor
10	<input checked="" type="checkbox"/>	25,000.00	- MEGA Sponsor

Modify your Donation Form: Change Amounts/Add Descriptions/Add & Remove which Amounts Display

To change the **amounts** double-click on the green cell for the one you want to change and overwrite the value. *In this example I changed the \$200 option to a \$100 option.*

Modify your Donation Form: Change Amounts/Add Descriptions/Add & Remove which Amounts Display

File Edit IFrame Wizard

Site Title: Demo Nonprofit - Joel

Meta Description:

Meta Keywords:

Theme Name: default

Flat Shipping Fee: .00

Enable double Opt-In for all forms

Refresh web pages
[Click here to refresh your web pages using updated specifications.](#)

Site Settings Calendar Events Donations Signup Email Signup Short Signup Without Attributes Signup Attributes Signup Post

Page Setup Donation Amounts Recuring Frequency Related Lists Email Response Live Preview (Donations.aspx?ver=2)

Donation Amounts



ID	Enabled	Amount	Description
1	<input checked="" type="checkbox"/>	10.00	- Supporter
2	<input checked="" type="checkbox"/>	50.00	- Associate
3	<input checked="" type="checkbox"/>	100.00	- Friend
4	<input checked="" type="checkbox"/>	500.00	- Patron
5	<input checked="" type="checkbox"/>	750.00	Bronze
6	<input checked="" type="checkbox"/>	1,000.00	- Silver
7	<input checked="" type="checkbox"/>	2,000.00	- Gold
8	<input checked="" type="checkbox"/>	5,000.00	- Platinum
9	<input checked="" type="checkbox"/>	10,000.00	- Sponsor
10	<input checked="" type="checkbox"/>	25,000.00	- MEGA Sponsor

Double-click in the cell where you want to change the amount and overwrite it with the new value.

Modify your Donation Form: Change Amounts/Add Descriptions/Add & Remove which Amounts Display

To add/change/remove **descriptions** you'll do the same thing in the cell for the description you want to change. *In this example I changed the description for 'Associate' to 'Supporter Plus'.*

Modify your Donation Form: Change Amounts/Add Descriptions/Add & Remove which Amounts Display

File Edit   Iframe Wizard

Site Title: Demo Nonprofit - Joel Refresh web pages
[Click here to refresh your web pages using updated specifications.](#)

Meta Description:
Meta Keywords:
Theme Name: default
Flat Shipping Fee: .00

Enable double Opt-In for all forms

Site Settings | Calendar Events | Donations | Signup Email | Signup Short | Signup Without Attributes | Signup Attributes | Signup Post

Page Setup | Donation Amounts | Recurring Frequency | Related Lists | Email Response | Live Preview (Donations.aspx?ver=2)

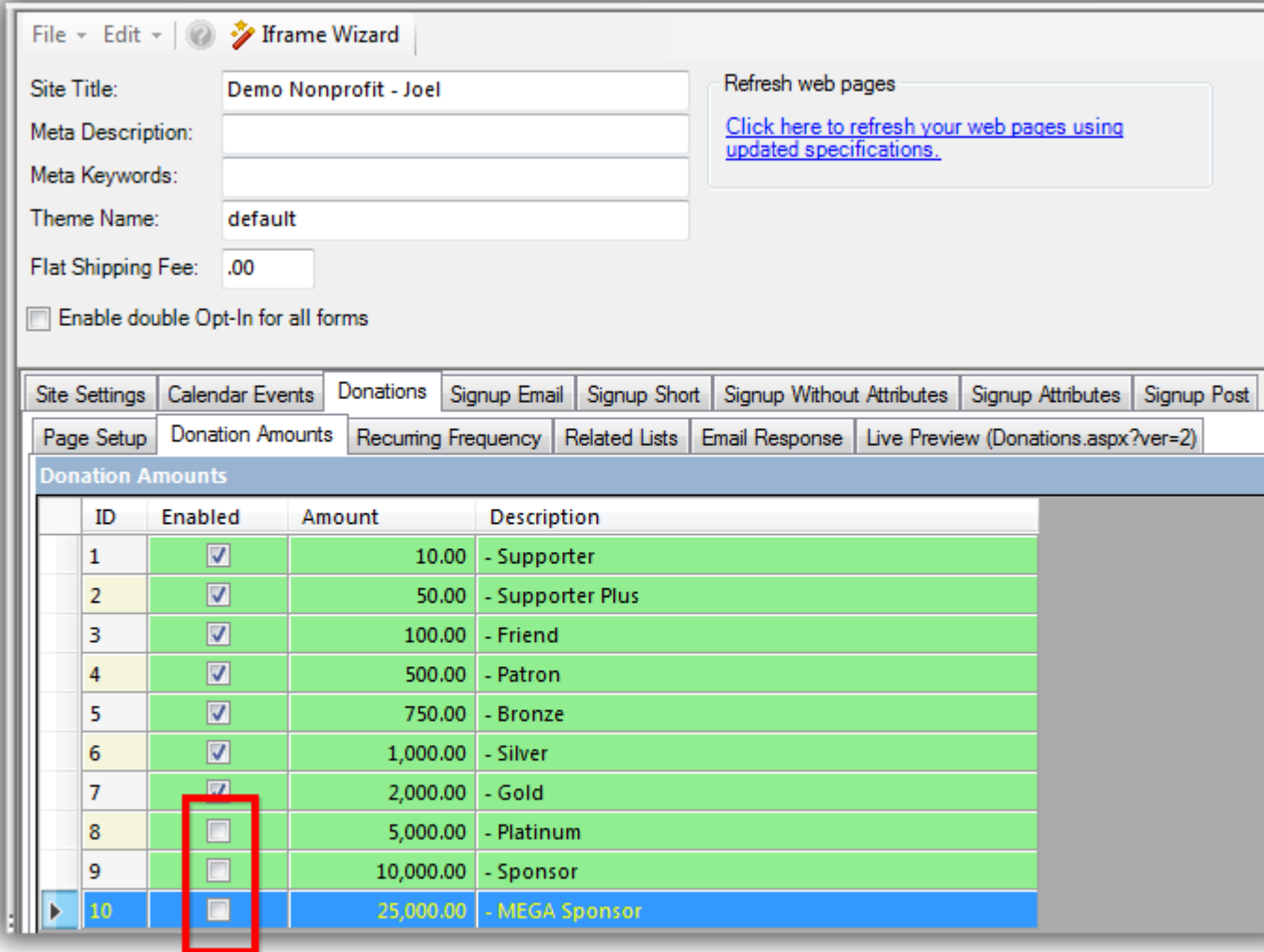
Donation Amounts


ID	Enabled	Amount	Description
1	<input checked="" type="checkbox"/>	10.00	- Supporter
2	<input checked="" type="checkbox"/>	50.00	- Supporter Plus
3	<input checked="" type="checkbox"/>	100.00	- Friend
4	<input checked="" type="checkbox"/>	500.00	- Patron
5	<input checked="" type="checkbox"/>	750.00	- Bronze
6	<input checked="" type="checkbox"/>	1,000.00	- Silver
7	<input checked="" type="checkbox"/>	2,000.00	- Gold
8	<input checked="" type="checkbox"/>	5,000.00	- Platinum
9	<input checked="" type="checkbox"/>	10,000.00	- Sponsor
10	<input checked="" type="checkbox"/>	25,000.00	- MEGA Sponsor

Double-click in the cell for the description you want to add or modify and type in

Modify your Donation Form: Change Amounts/Add Descriptions/Add & Remove which Amounts Display

To **remove** amount options uncheck the box in the **'Enabled'** column next to the ones you want to remove. *In this example I removed everything above \$2k.*



File Edit  Iframe Wizard

Site Title: Demo Nonprofit - Joel
Meta Description:
Meta Keywords:
Theme Name: default
Flat Shipping Fee: .00

Enable double Opt-In for all forms

Refresh web pages
[Click here to refresh your web pages using updated specifications.](#)

Site Settings | Calendar Events | Donations | Signup Email | Signup Short | Signup Without Attributes | Signup Attributes | Signup Post

Page Setup | Donation Amounts | Recuring Frequency | Related Lists | Email Response | Live Preview (Donations.aspx?ver=2)

Donation Amounts

ID	Enabled	Amount	Description
1	<input checked="" type="checkbox"/>	10.00	- Supporter
2	<input checked="" type="checkbox"/>	50.00	- Supporter Plus
3	<input checked="" type="checkbox"/>	100.00	- Friend
4	<input checked="" type="checkbox"/>	500.00	- Patron
5	<input checked="" type="checkbox"/>	750.00	- Bronze
6	<input checked="" type="checkbox"/>	1,000.00	- Silver
7	<input checked="" type="checkbox"/>	2,000.00	- Gold
8	<input type="checkbox"/>	5,000.00	- Platinum
9	<input type="checkbox"/>	10,000.00	- Sponsor
10	<input type="checkbox"/>	25,000.00	- MEGA Sponsor

To remove donation amounts uncheck the boxes in the 'Enabled' column.

Modify your Donation Form: Change Amounts/Add Descriptions/Add & Remove which Amounts Display

When you're finished making the changes you **need** to click **[Save]** and then click the **blue** link in the upper-right called **'Click here to refresh your web pages using updated specifications.'**

Modify your Donation Form: Change Amounts/Add Descriptions/Add & Remove which Amounts Display

Settings Help

File Edit IFrame Wizard

Site Title: Demo Nonprofit - Joel Refresh web pages **3**
[Click here to refresh your web pages using updated specifications.](#)

Meta Description:
Meta Keywords:
Theme Name: default
Flat Shipping Fee: .00
 Enable double Opt-In for all forms

Site Settings Calendar Events Donations Signup Email Signup Short Signup Without Attributes Signup Attributes Signup Post
Page Setup Donation Amounts Recurring Frequency Related Lists Email Response Live Preview (Donations.aspx?ver=2)

Application Menu

Donation Amounts

ID	Enabled	Amount	Description
1	<input checked="" type="checkbox"/>	10.00	Supporter
2	<input checked="" type="checkbox"/>	50.	
3	<input checked="" type="checkbox"/>	100.	
4	<input checked="" type="checkbox"/>	500.	
5	<input checked="" type="checkbox"/>	750.	
6	<input checked="" type="checkbox"/>	1,000.	
7	<input checked="" type="checkbox"/>	2,000.	
8	<input type="checkbox"/>	5,000.	
9	<input type="checkbox"/>	10,000.	
▶ 10	<input type="checkbox"/>	25,000.00	- MEGA Sponsor

Information: Refresh Website Cache

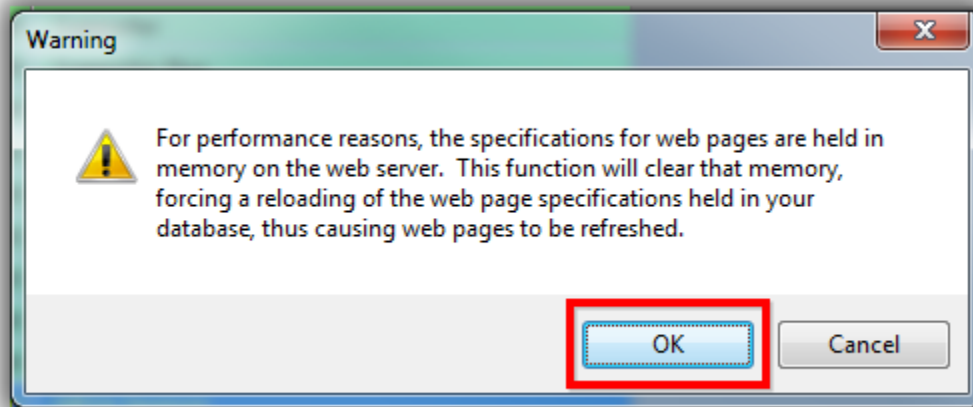
Note: To view the changes you just made on your website. You must click the [Click here to refresh your web pages...] link above.

2

OK

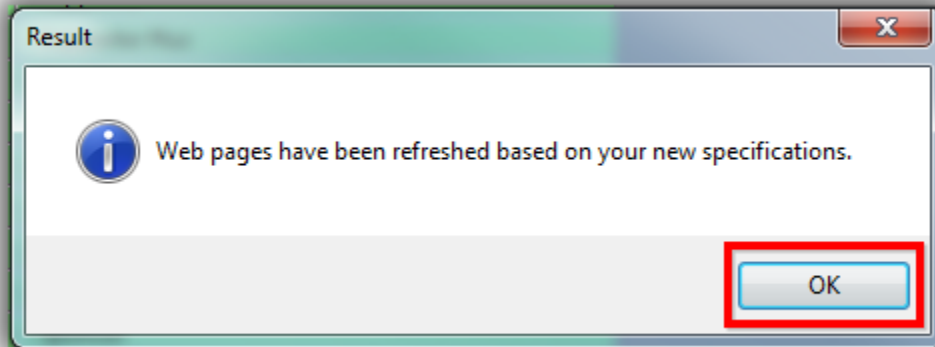
1

When you click the blue link to refresh the settings you'll get a popup message asking if you want to proceed, click **[OK]** to proceed.



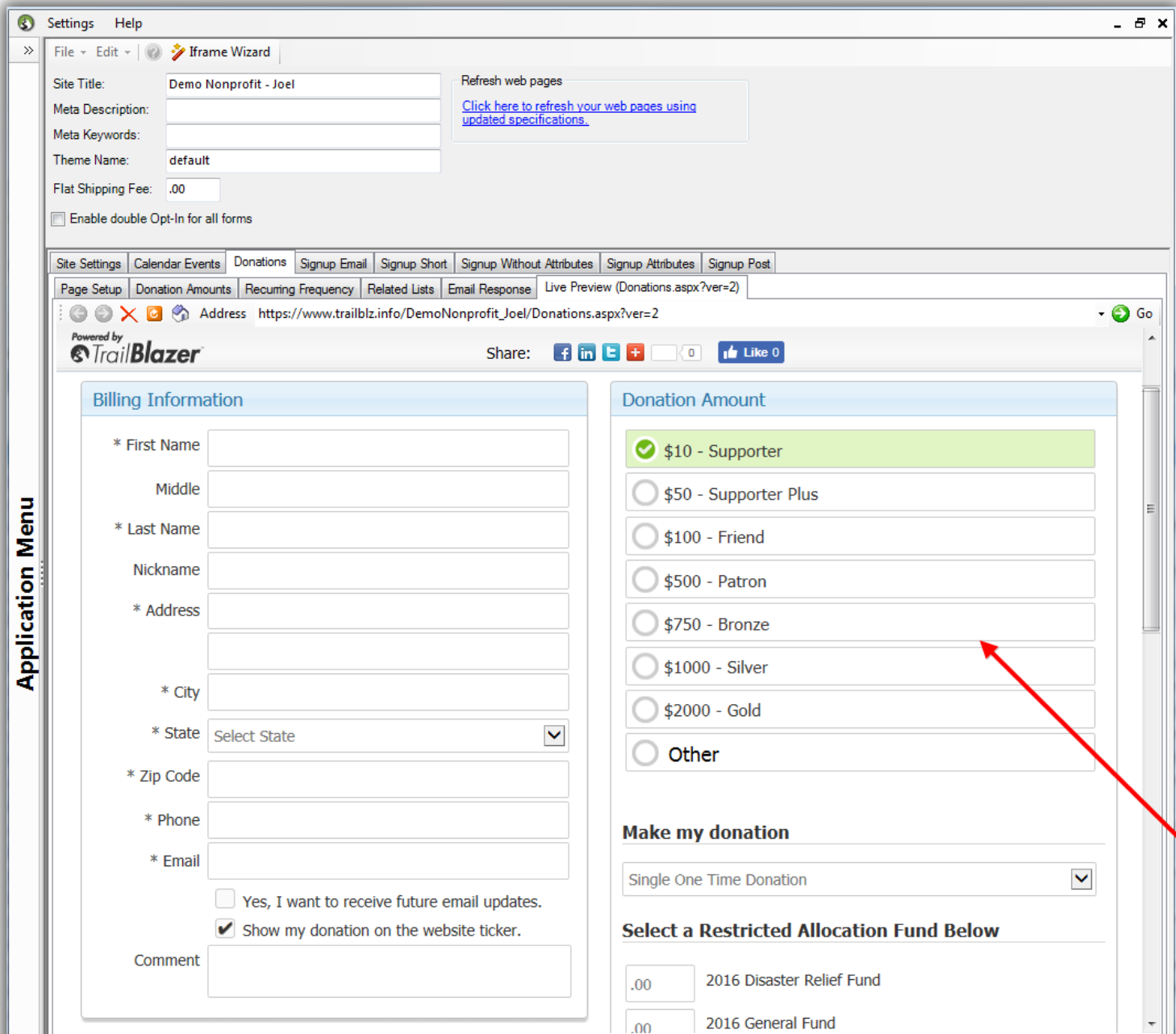
You'll get another message when the changes have been made, click **[OK]** again.

Modify your Donation Form: Change Amounts/Add Descriptions/Add & Remove which Amounts Display



You can now view the changes under the **Live Preview (Donations.aspx?ver=2)** tab. *My example is below.*

Modify your Donation Form: Change Amounts/Add Descriptions/Add & Remove which Amounts Display



Settings Help

File Edit IFrame Wizard

Site Title: Demo Nonprofit - Joel Refresh web pages
Meta Description: [Click here to refresh your web pages using updated specifications.](#)
Meta Keywords:
Theme Name: default
Flat Shipping Fee: .00
 Enable double Opt-In for all forms

Site Settings Calendar Events Donations Signup Email Signup Short Signup Without Attributes Signup Attributes Signup Post

Page Setup Donation Amounts Recuring Frequency Related Lists Email Response Live Preview (Donations.aspx?ver=2)

Address https://www.trailblz.info/DemoNonprofit_Joel/Donations.aspx?ver=2

Powered by TrailBlazer Share: f in t + 0 Like 0

Billing Information

* First Name
Middle
* Last Name
Nickname
* Address
* City
* State Select State
* Zip Code
* Phone
* Email
 Yes, I want to receive future email updates.
 Show my donation on the website ticker.
Comment

Donation Amount

\$10 - Supporter
 \$50 - Supporter Plus
 \$100 - Friend
 \$500 - Patron
 \$750 - Bronze
 \$1000 - Silver
 \$2000 - Gold
 Other

Make my donation

Single One Time Donation

Select a Restricted Allocation Fund Below

.00 2016 Disaster Relief Fund
.00 2016 General Fund

Application Menu

My example after modifying the amount/descriptions/removing amounts.

Modify your Donation Form: Change Amounts/Add Descriptions/Add & Remove which Amounts Display

You can also view the full page where the form is hosted on our domain (<https://www.trailblz.info/YourDatabaseName/donations.aspx?ver=2>).
You would swap out 'YourDatabaseName' with your own unique database name, in my example 'DemoNonprofit_Joel'.

The **related resources** below link to a wide variety of useful articles and videos related to iFrame, and the different options you have with each of the forms. Give us a call if you have any trouble implanting these features on your website.



Trail Blazer™

- YouTube Channel
- Knowledge Base Articles
- 3rd Party Resources

Related Resources

Website: [Merchant Gateway Options that Integrate with Trail Blazer](#)

Website: [Merchant Gateway Price Calculator](#)

Article: [Linking your Website to your Database with Configurable iFrame Forms](#)

Article: [How to Enable ACH \(E-Check\) Payments with the Vanco Merchant Gateway on Trail Blazer's Donation Form](#)

Article: [Configure Website \(iFrames\)](#)

Article: [How to Put your Trail Blazer Donation Form on your Facebook Page](#)

Article: [How to Configure Recurring Donation Options for your Trail Blazer Form \(must be using either Vanco Services or Authorize.Net as your Merchant Gateway\)](#)

Article: [Iframe tags for stylesheets](#)

Article: [Web site signup <iframe>](#)

Article: [Configure Website – Legacy Article](#)

Article: [Event Sign Up Through Your Website](#)

Article: [How to Create a Custom Thank-You Auto-Responder Email with Merge Fields for your Online Donation Form](#)

Article: [Custom Donation Amounts for Non Primary Donation Pages](#)

Video: [Iframes](#)

Video: [Contributions Online – Change Default \\$ Donation Amounts](#)

Video: [Events – pay for an event online](#)

Video: [Attributes – Add To Donation Page](#)

Video: [Donation Auto Responders with Merge Fields](#)

Trail Blazer Live Support

☎ **Phone:** 1-866-909-8700

✉ **Email:** support@trailblz.com

f **Facebook:** <https://www.facebook.com/pages/Trail-Blazer-Software/64872951180>

t **Twitter:** <https://twitter.com/trailblazersoft>

Modify your Donation Form: Change Amounts/Add Descriptions/Add & Remove which Amounts Display

** As a policy we require that you have taken our intro training class before calling or emailing our live support team.*

[Click here](#) to view our calendar for upcoming classes and events. Feel free to sign up other members on your team for the same training.

** After registering you'll receive a confirmation email with the instructions for how to log into the [GoToMeeting](#) session where we host our live interactive trainings.*

** This service is included in your contract.*